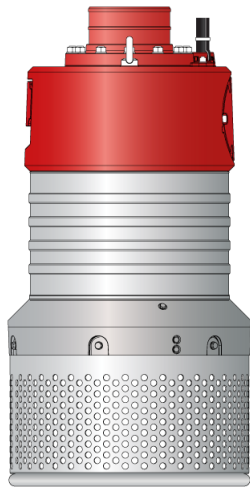




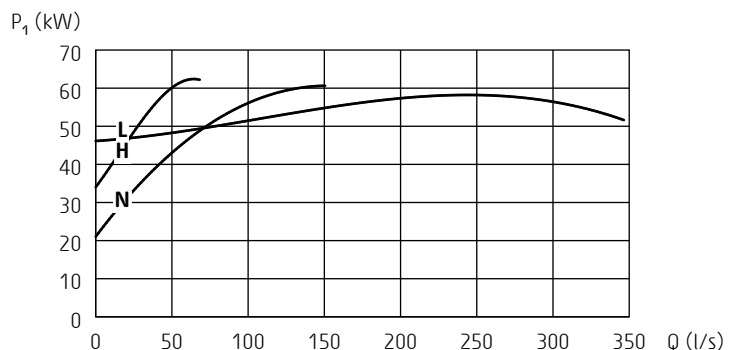
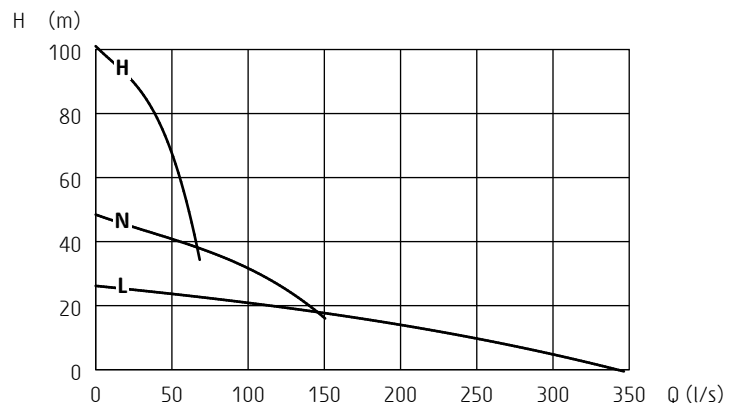
# Magnum

Electrical submersible drainage pump



50 Hz	N	H	L
Discharge connection	8"	6"	10"
Rated power $P_2$ [kW]	57	57	57
Max. power consumption $P_1$ [kW]	62	64	62
Shaft speed [r.p.m.]	1475	2950	1475
Rated current at 400V	107 A	99 A	107 A
Rated current at 500V	85 A	79 A	85 A
Solids passage [mm]	12	12	12
Height [mm]	1475	1475	1475
Diameter [mm]	750	750	750
Weight [kg]	540	540	540

Other voltages on request



ISO 9906/A

## Pump types

N: normal pressure

H: high pressure

L: high flow

## Classification

Electrical submersible pump, protection class: IP68

## Electrical motor

Squirrel cage induction motor, insulation class H (IEC 85)

## Motor protector

Air valve and temperature guard with thermal contacts in the stator.

**This pump must be used with external motor protection in accordance with technical data**

## Cable - SubCab - length 20 m (66 ft)

380-460V DOL: 4G25mm<sup>2</sup>+2x1,5mm<sup>2</sup>

460V DOL: 4G35mm<sup>2</sup>+2x1,5mm<sup>2</sup>(North America only)

500V DOL: 4G16mm<sup>2</sup>+2x1,5mm<sup>2</sup>

575V DOL: 4G25mm<sup>2</sup>+2x1,5mm<sup>2</sup>(North America only)

380-460V Y/D: 4G16mm<sup>2</sup>+2x1,5mm<sup>2</sup>

500-575V Y/D: 4G10mm<sup>2</sup>+2x1,5mm<sup>2</sup>

## Limitations

Max. submersion depth: 20 m (66 ft)

Max. liquid temperature: 40 °C (104 °F)

Allowed pH range: 5 - 8

Maximum liquid density: 1100 kg/m<sup>3</sup> (68 lbs/ft<sup>3</sup>)

## Shaft seals

Double mechanical seal running in an oil compartment

Material lower seal: *tungsten carbide - tungsten carbide*

Material upper seal: *tungsten carbide - tungsten carbide*

## Bearings

Lower: Double angular contact ball bearing with C3 clearance

Upper: ball bearing with C3 clearance

## Discharge connection

6-10" hose, ISO-G, NPT or ANSI flange

## Materials

Casted parts: *Aluminium*

Outer casing: *Stainless steel*

Motor shaft: *Stainless steel*

Impeller: *Hard-Iron™*

Diffusers: *Polyurethane*

Screws and nuts: *Stainless steel*

## Accessories

Zinc anodes

Starter box, DOL or star/delta

Tandem connection

Pump raft

Specifications can be changed without notice